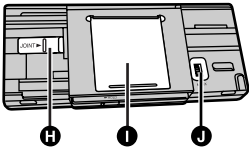


Back panel



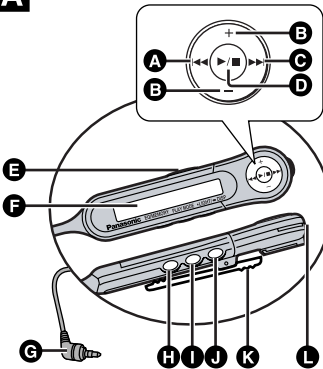
Side panel



## Speaker/battery charger

- A** Charge lamp (CHARGE)
- B** Play/stop button (▶/■)
- C** Skip/search buttons (◀◀, ▶▶)
- D** Volume control buttons (-, VOL, +)
- E** Headphone jack (🎧)
- F** Control select switch (MAIN KEY, REMOTE KEY)
- G** Sound quality/speaker switch (HIGH FILTER, SPEAKER ON/OFF)
- H** Connection switch (JOINT ▶)
- I** Stand
- J** Lock (▲ LOCK)
- K** Connection terminal for battery case
- L** DC IN jack (DC IN 3.5 V ⚡)

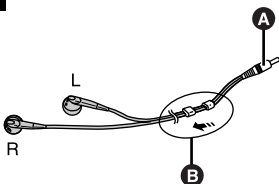
**A**



## Wired remote control **A**

- A** Skip/search (backward) button (◀◀)
- B** Volume control buttons (+, -)
- C** Skip/search (forward) button (▶▶)
- D** Play/stop button (▶/■)
- E** Hold switch (HOLD ▶)
- F** Display
- G** Plug
- H** Tone control/memory button (EQ/MEMORY)
- I** Play mode button (PLAY MODE)
- J** Light/display button (• LIGHT/ = DISP)
- K** Clip
- L** Earphone jack

**B**



## Stereo earphones **B**

- A** Plug
- B** Slider  
Slide up to prevent tangling the cord when the earphones are not in use.