

Service Technical Information

MODEL NO. AM-HX50 / HX55
SUBJECT Come off screw of HP JACK

REF.No. :G - A0 - 011 - E0


DATE :27. APR. 2000

<CONTENTS>

For the above mentioned products, the screw holding the HP JACK are occasionally lost. When this screw dislocate, it attach to the spindle motor or to the magnets of the PICK UP, causing possible NO PLAY. Complete the following procedures when the screw is missing. And also complete the following procedures when the screw is taking out during repair.



<COUNTERMEASURE>

Replace the screw holding the HP JACK with the Parts Code listed below and glue it on. Use glue No. 1600B(No.1620B).



<NOTE>

1. Don't fasten too tightly the screw to fix the HP JACK.
 - (1)Be sure that the screw don't protrude from the chassis.
 - (2)Be sure that stress is not applied to the HP JACK.



- 2.Don't get glue on the sled motor or gears.

Ref.	Parts Code	Description	Remarks
-	8A-HM3-233-010	S-SCREW,+1.4-3.5 N	-

G	R	Code No.	Access Code	Modified Ser. No.	Parts Schedule
-	-	-	-	-	-